

Outdoor Recreation Satellite Account (ORSA)

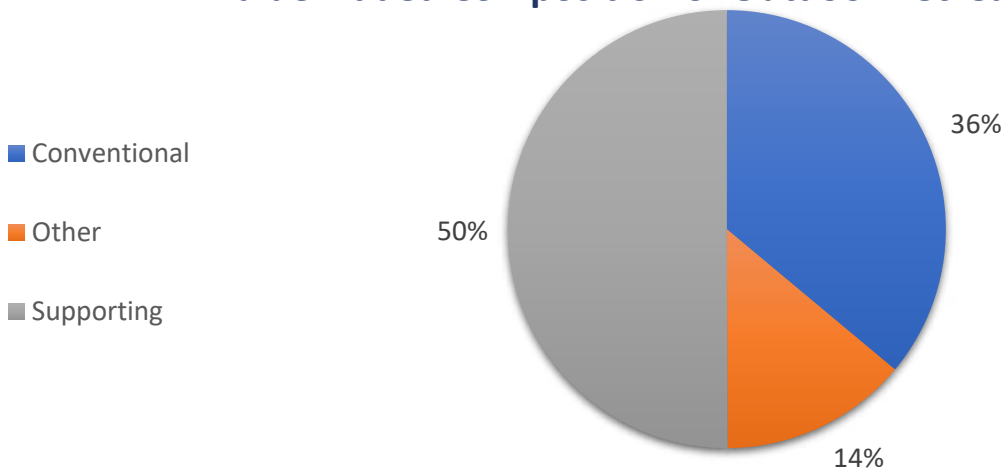


2021—Colorado

Value added [gross domestic product]		Employment		Compensation	
ORSA total	Share of state	ORSA total	Share of state	ORSA total	Share of state
\$11.6 billion	2.7%	125,244 jobs	4.3%	\$6.1 billion	2.5%

Value Added by Select ORSA Activity [Thousands of dollars]				
Activity	2019	2020	2021	State rank
Snow Activities	1,556,031	1,222,780	1,267,667	1
RVing	345,317	395,414	474,678	15
Boating/Fishing	392,465	486,290	403,046	26
Climbing/Hiking/Tent Camping	112,476	121,878	167,422	8
Motorcycling/ATVing	112,655	125,687	138,931	17
Equestrian	132,768	118,477	135,038	22
Hunting/Shooting/Trapping	98,965	107,338	122,591	31
Bicycling	72,289	91,742	104,026	9
Recreational Flying	12,511	13,301	13,080	22

Value-Added Composition of Outdoor Recreation Activities



Conventional ORSA activities include traditional outdoor activities, such as camping, hiking, boating, and hunting.

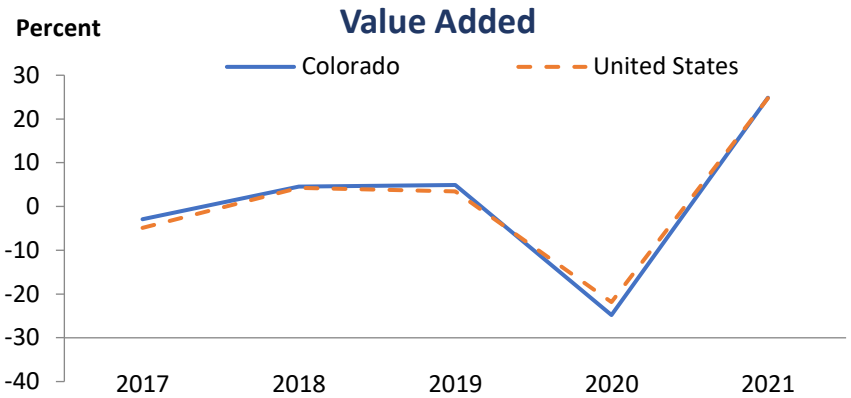
Other ORSA activities include those that take place outside, such as gardening and outdoor concerts.

Supporting ORSA activities are those that contribute to the core activities and include such things as construction, travel and tourism, local trips, and government expenditures.

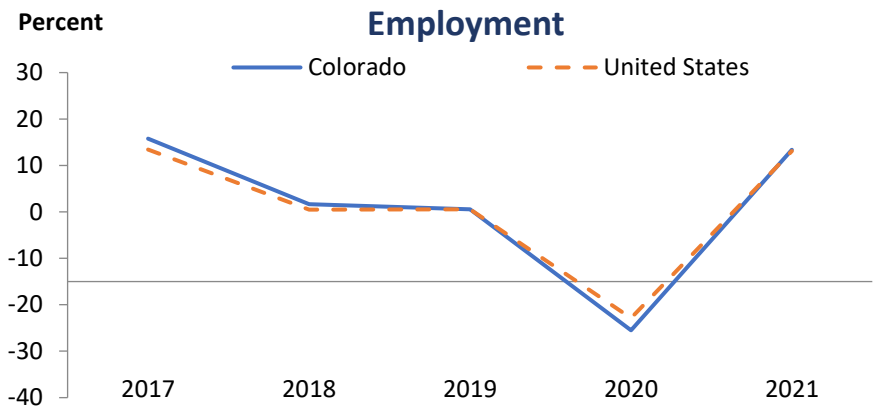
Outdoor Recreation Satellite Account (ORSA)



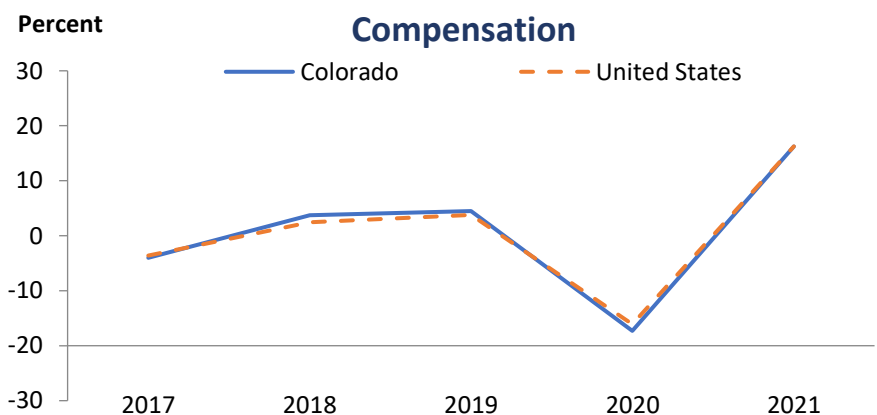
In 2021, Colorado ranked 12th among all states in ORSA value added and 23rd among all states in ORSA value-added growth. Since 2020, ORSA value added has grown 24.9 percent in Colorado, compared with an increase of 24.7 percent for the United States.



In 2021, Colorado ranked 10th among all states in ORSA employment and 26th among all states in ORSA employment growth. Since 2020, ORSA employment has grown 13.4 percent in Colorado, compared with an increase of 13.1 percent for the United States.



In 2021, Colorado ranked 11th among all states in ORSA compensation and 23rd among all states in ORSA compensation growth. Since 2020, ORSA compensation has grown 16.2 percent in Colorado, compared with an increase of 16.2 percent for the United States. Average compensation per wage-and-salary job in Colorado ORSA industries was \$49,052 in 2021, compared with \$84,697 for all salaried jobs in the state.



ORSA value added consists of the gross output of an industry less its intermediate inputs; the contribution of an industry to gross domestic product.

ORSA employment consists of all wage-and-salary jobs in which workers are engaged in the production of ORSA goods and services.

ORSA compensation consists of the remuneration (including wages and salaries as well as benefits, such as employer contributions to pension and health funds) payable to employees in return for their ORSA work during a given year.