

2019 - Colorado

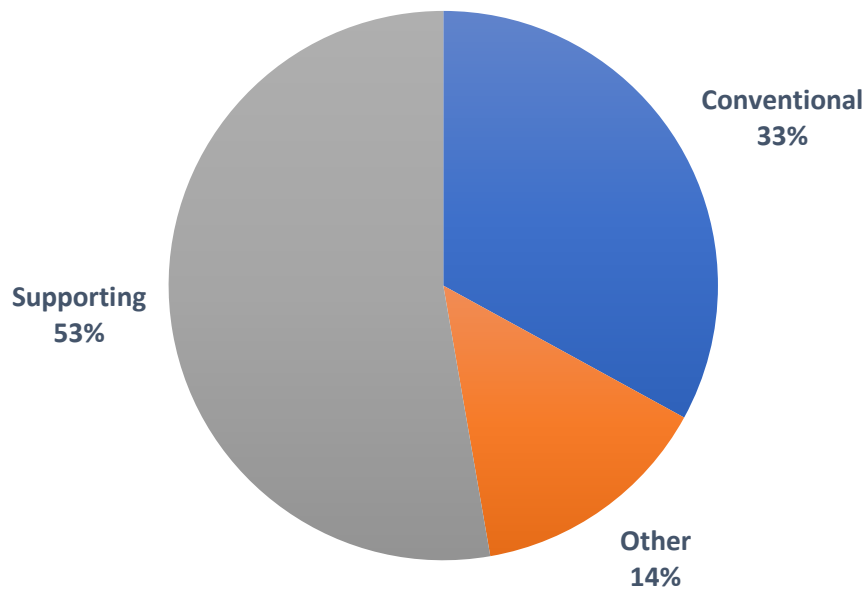
Outdoor Recreation Satellite Account (ORSA)

Value Added (GDP)		Employment		Compensation	
ORSA Total	Share of State	ORSA Total	Share of State	ORSA Total	Share of State
\$12.2 Billion	3.1%	149,140 Jobs	3.8%	\$6.4 Billion	2.9%

Value Added by Select ORSA Activity (\$ 000s)

Activity	2017	2018	2019	State Rank
Snow Activities	1,513,392	1,619,089	1,709,374	1
Boating/Fishing	332,306	344,038	371,539	24
RVing	335,929	350,604	368,585	13
Equestrian	170,065	189,019	194,078	18
Motorcycling/ATVing	119,094	119,999	128,995	22
Climbing/Hiking/Tent Camping	106,049	112,963	118,552	8
Hunting/Shooting/Trapping	92,133	95,896	110,320	30
Bicycling	61,281	62,459	66,622	8
Recreational Flying	14,821	15,051	15,707	27

Value Added Composition of Outdoor Recreation Activities

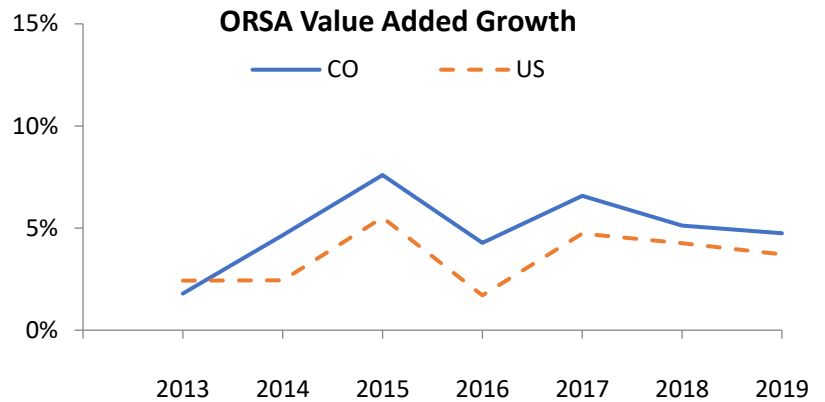


Conventional ORSA activities include traditional outdoor activities such as camping, hiking, boating, and hunting.

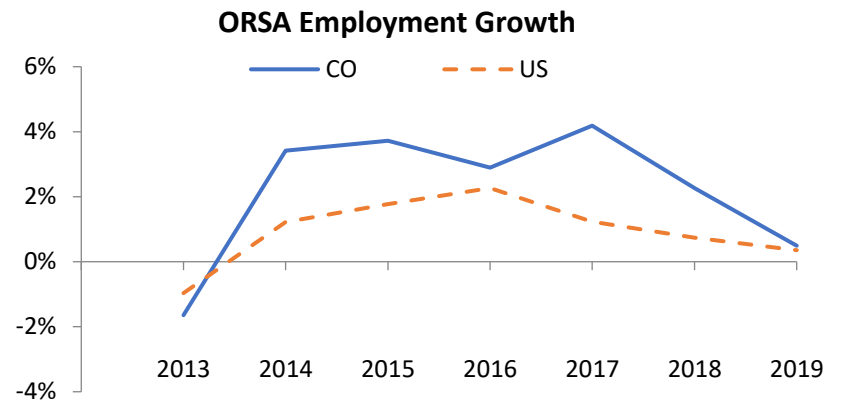
Other ORSA activities include those activities that take place outside, such as gardening and outdoor concerts.

Supporting ORSA activities, are those that contribute to the core activities and include such things as construction, travel and tourism, local trips, and government expenditures.

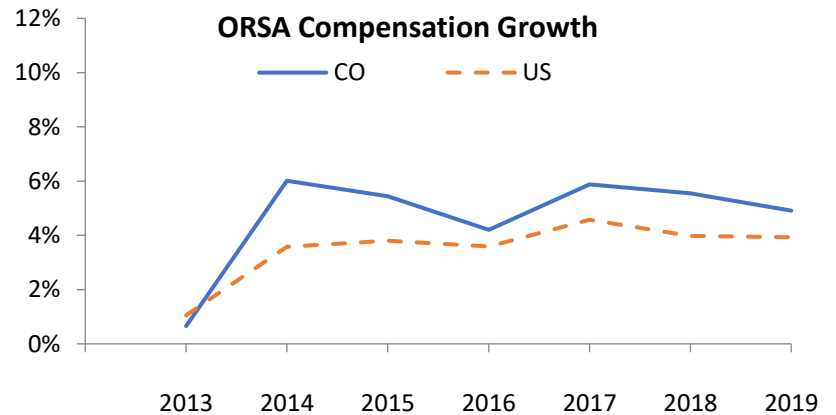
In 2019, Colorado ranked 9th among all states in ORSA value added, and 14th among all states in ORSA value added growth. Since 2018, ORSA value added has grown 4.8 percent in Colorado, compared with an increase of 3.7 percent for the U.S.



In 2019, Colorado ranked 8th among all states in ORSA employment, and 28th among all states in ORSA employment growth. Since 2018, ORSA employment has grown 0.5 percent in Colorado, compared with an increase of 0.4 percent for the U.S.



In 2019, Colorado ranked 8th among all states in ORSA compensation, and 17th among all states in ORSA compensation growth. Since 2018, ORSA compensation has grown 4.9 percent in Colorado, compared with an increase of 3.9 percent for the U.S.



Average compensation per wage-and-salary job in Colorado's ORSA industries was \$43,002 in 2019, compared with \$74,904 for all salaried jobs in the state.

ORSA Value Added (VA) consists of the gross output of an industry less its intermediate inputs; the contribution of an industry to gross domestic product (GDP).

ORSA Employment consists of all wage-and-salary jobs where the workers are engaged in the production of ORSA goods and services.

ORSA Compensation consists of the remuneration (including wages and salaries, as well as benefits such as employer contributions to pension and health funds) payable to employees in return for their ORSA work during a given year.