



FAMILY ADVENTURE GUIDE

TO THE PIKES PEAK REGION

OUTDOOR GAMES & ACTIVITIES

KIDS' ADVENTURE CLUB

ADVENTURE JOURNAL

30 FAMILY-FRIENDLY PLACES



IN THIS GUIDE

3 TIPS FOR MOM & DAD

Learn how to acclimate, what to bring for the kids, and how to pack for your family outing.

6 PLACES FOR THE FAMILY TO EXPLORE

30 family-friendly places and hidden gems in the region are sure to please!

10 CARE FOR COLORADO

The Colorado Tourism Office and Leave No Trace Center for Outdoor Ethics have joined forces!

11 FAMILY ACTIVITIES

Fun activities keep kids engaged and having fun! Activity sheets are included.

23 ADVENTURE CLUB

The Pikes Peak Outdoors Adventure Club is FREE and fun for the kids!

25 JOURNAL PAGES

Older kids can use these pages to record their observations in nature; younger ones can draw their favorite forest creatures!

WELCOME

Welcome to the NEW Family Adventure Guide to the Pikes Peak Region! This guide was created to help you get started exploring the outdoors together as a family because sometimes the hardest part is the planning. Make sure to note the **Checklists** available to make this step just a little easier.

The **Itineraries** may just be the Easy Button you're looking for!

We have curated some of our favorite **Places to Explore** and also some lesser known gems in our area that are family-friendly and sure to please!

To help the kids feel connected and excited about exploring the outdoors, we have also created a club just for them: the **Pikes Peak Outdoors Adventure Club**. Membership is free and the fun and rewards are a great way to motivate the kids to join in on the fun.

The Adventure Club mascot is Palmer the Pika. To learn more about the challenges facing this small furry creature, or to get your own adorable stuffed pika see

www.PikesPeakOutdoors.org. Check out the social media contest we're holding this summer!

Keeping kids engaged – whether toddlers, tweens, or teens – is sometimes a challenge so we have created some fun **Activities** that educate while they entertain.

And if you want to explore further, look at www.PikesPeakOutdoors.org.

So, what are you waiting for? Get the calendar out and start intentionally marking off some time to get the whole family outside and enjoying this amazing region!

TIPS FOR MOM AND DAD



Acclimate

The Pikes Peak region is a high elevation destination, starting from Colorado Springs at 6,035 feet above sea level. The places you may want to explore go up from there, all the way to the summit of Pikes Peak, America's Mountain, at over 14,000 feet!

So, if you are coming from a lower elevation, it is wise to "acclimate" to being at higher elevation before taking on more strenuous or higher elevation activities.

Prepare with the "Five Fundamentals":
HYDRATION — NUTRITION — PROTECTION
NAVIGATION — MITIGATION.

See <https://www.hikeforlife.co/prehike-prep>

You may want to explore "town" (Colorado Springs, Manitou Springs, Canon City, etc.) for a couple of days before your more adventurous exploration.

At the very least, take plenty of water and consider some cans of oxygen, available at local retailers, in case you or a family member shows signs of altitude sickness.



WHAT TO BRING FOR THE KIDS

When getting ready for an outdoor adventure with kids, here are some things to help you prepare:

- **Layered clothing.** In Colorado, a sunny morning could end in a hail storm. Avoid cotton – look for moisture-wicking materials (poly blends, nylon, fleece...). Adding or removing layers keeps kids from being soaked with sweat or rain, and from becoming too hot or too cold.
- **Rain gear.** For the same reason – the unexpected shower.
- **Sun Protection.** Even cloudy or snowy days at high elevation can result in sunburns. Hats with brims and sunscreen are a must. Sunglasses for the kids are also a plus.
- **Proper Footwear.** Nothing ruins a trip quicker than blisters. Also watch out for cactus (yep, even at high elevation), and rocks and pine needles. Well-fitting hiking shoes with closed toes and non-cotton socks are a must.
- **Snacks.** Keep their energy and spirits up with both yummy and healthy snacks. Some good ones include:
 - *Trail mix* – nuts, dried fruit, and seeds
 - *Energy chews, bars, or powder* for their water bottle
 - *Squeezable apple sauce*
 - *Their favorite cereal*
- **Emergency Contact Info.** For younger kids, write your name, address, and cell phone number and put in plastic bag or laminate and attach to their pack or jacket.
- **Packs and carriers.** Taking an infant on a hike will generally require a carrier comfortable for both baby and parent. There are some trails wide and flat enough for strollers – just make sure you've done your research ahead of time. A child-sized backpack or string bag (such as the Adventure Club bag) is a great way to get the kids excited and they can help carry some of their personal items, including a water bottle or small hydration bladder.

- **Wet wipes.** These multi-purpose wipes, especially anti-bacterial ones, are great when Jr. picks up items that are sticky (pine needles), plays in the stream, or wipes dirt on his face.
- **Trash bag.** You'll want to pack out what you pack in. With snack wrappers, waste from lunch, wipes, etc. you'll be glad you thought to bring a small bag for trash.

TOYS FOR YOUR KIDS WHEN HIKING

- This is where your creativity comes in, and we have included some activities to help make your outing both fun and educational!
- Your kids may beg you to bring their favorite toys. Little ones may want their stuffed animals; older kids may want games and technology.
- Taking one or two small stuffed animals may be a good idea to keep the little ones happy exploring.



Also not a bad idea...

Bring along extra clothes and snacks to leave in the car for the trip home.



- In fact, we encourage you to take Palmer the Pika on your adventures and take selfies with him that you can later post to the Pikes Peak Outdoors Instagram or Facebook social media accounts!
- Technology certainly has its place when used to help youth engage with nature, not distract from it. Downloading nature apps in advance may help older kids connect and some nature centers and parks incorporate technology into their self-guided tours.
- Whenever possible, encourage the kids to use their imagination and their senses to look for wildlife and play with the natural world – sticks, pine cones, rocks, and creeks.

PLACES FOR THE FAMILY TO EXPLORE

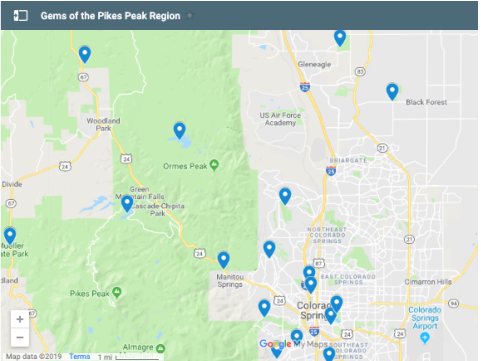


30 Gems of the Pikes Peak Region

We are so excited that you are reading the Family Adventure Guide and are looking for great places to enjoy together as a family! There are countless places to enjoy – from lakes and reservoirs, parks and open space, to trails and nature centers.

We have gathered together 30 spots we think you will enjoy in the Pikes Peak region, but realize there are countless others! Some of these are included due to their focus on families and kids of all ages and others are included as hidden gems that may not be well-known but have some characteristics and amenities families will appreciate.

Although this printed Guide will get you started, we have much more information on our website, www.PikesPeakOutdoors.org. A map is included to help you locate each one, as well as a link to the web page describing the place. So make sure you check out the website.



30 Gems of the Pikes Peak Region

Amenities (1)

	Location	General Information			Amenities							
		Seasonality	Kids Programs?	Entry Fee?	Guided Walks/ Hikes	Ranger-led Activities	Self-led Activities	Restroom Availability	Parking	Distance to Bus Route/Pike Ride	Indoor Space Available?	Picnic Table
1	Arkansas Riverwalk Trail	Year Round						Yes				Yes
2	Bear Creek Nature Center	Year Round	Yes		Yes	Yes	Yes	Yes		1.4 mile	Yes	Yes
3	Black Forest Regional Park	Year Round						Yes		4 miles		Yes
4	Brush Hollow Reservoir State Wildlife Area	Year Round						Vault toilet				
5	Cheyenne Mountain State Park	Year round	Yes	Yes	Yes	Yes		Family Restroom & Vault	Multiple	4 miles	Yes	Yes
6	El Pomar Youth Bike Park	Year Round						Yes		0.1 miles		
7	Florissant Fossil Beds	Year Round		Yes	Yes	Yes	Yes	Yes			Yes	Yes
8	Fountain Creek Nature Center	Year Round	Yes		Yes	Yes	Yes	Yes		1.7 miles	Yes	Yes
9	Fox Run Regional Park	Year Round						Yes		6 miles		Yes
10	Garden of the Gods Visitor and Nature Center	Year Round	Yes		Yes	Yes		Family Restroom & Vault		1.7 miles	Yes	Yes
11	Harlan Wolfe Ranch - community garden and park	Year Round								0.2 miles		Yes
12	Hogbacks Open Space Park	Year Round				Yes			Multiple			
13	Homestead Ranch Park	Year Round						Yes	Multiple	6 miles		Yes
14	Le View Trail	Year Round										
15	Manitou Park Lake	Year Round		Yes				Yes				Yes
16	Memorial Park	Year Round				Yes	Yes	Yes		0.1 miles	Yes	Yes
17	Monument Valley Park	Year Round						Yes		0.3 miles	Yes	Yes
18	Mountain View Adventure Park	Year Round						Yes				Yes
19	Mueller State Park	Year Round	Yes	Yes	Yes	Yes	Wapiti Trail Guidebook	Family Restroom & Vault	Multiple		Yes	Yes
20	North Slope Recreation Area	Spring, Summer, Fall		Yes				Yes			Yes - at Crystal	Yes
21	Paint Mines Interpretive Park	Year Round			Occasionally			Yes	Multiple	3 miles		Yes
22	Palmer Lake Regional Recreation Area	Year Round						Yes		4.2 miles		Yes
23	Quail Lake	Year Round						Yes		0.6 miles		Yes
24	Rainbow Falls Historic Site	Spring, Summer, Fall			Yes			Yes		1 mile		Yes
25	Rampart Reservoir	Year Round						Yes				Yes
26	Red Rocks Campground and Picnic Area	Spring, Summer, Fall						Yes				Yes
27	Royal Gorge Park Trails	Year Round				Yes						
28	Skaguay Reservoir State Wildlife Area	Year Round						Vault toilet	Limited			No
29	Starsmore Visitor and Nature Center	Spring, Summer, Fall	Yes					Yes		1 mile	Yes	
30	Ute Valley Park	Year Round						Yes	Trailheads	0.8 miles		

To access the LIVE link to this Google Sheet and each place, Go To:

<https://pikespeakoutdoors.org/explore/family-adventure-guide/places-for-the-family-to-explore/>

30 Gems of the Pikes Peak Region

Amenities (2)

	Location	Amenities											
		Stroller Accessible	Trash Receptacles	Trails ADA Accessible	BBQ Grill	Accessible Drinking Water	Pavilion	Playground	Bike Racks	Creek/ Stream	Natural Shade/Structure	Dog Friendly (Leashed)	Cell Service
1	Arkansas Riverwalk Trail							Yes		Yes		Yes	Yes
2	Bear Creek Nature Center	Yes	Yes	Some	Yes	Yes: not winter	Yes	Yes	Yes	Yes	Yes	Yes: certain areas	Yes
3	Black Forest Regional Park		Yes		Yes	Yes	Yes	Yes			Yes	Yes	Limited
4	Brush Hollow Reservoir State Wildlife Area										Limited	Yes	
5	Cheyenne Mountain State Park				Yes	Yes	Yes - \$	Yes	Yes		Yes	Limited	Yes
6	El Pomar Youth Bike Park		Yes										Yes
7	Florissant Fossil Beds	Yes	Yes	Yes									
8	Fountain Creek Nature Center	Yes	Yes			Yes	Yes		Yes	Yes	Yes		Yes
9	Fox Run Regional Park	Yes	Yes	Yes	Yes	Yes	Yes	Yes	Yes		Yes	Yes	Limited
10	Garden of the Gods Visitor and Nature Center	Yes	Yes	Yes		Yes			Yes		Yes	Yes	Yes
11	Harlan Wolfe Ranch - community garden and park												Yes
12	Hogbacks Open Space Park											Yes	
13	Homestead Ranch Park	Yes	Yes	Minimal	Yes	Seasonally	Yes	Yes		Pond	Yes	Yes	Minimal
14	Le View Trail											Yes	
15	Manitou Park Lake	Yes			Yes		Yes			Yes			
16	Memorial Park	Yes	Yes	Yes	Yes	Yes	Yes	Yes	Yes		Yes	Yes	Yes
17	Monument Valley Park	Yes	Yes	Yes		Yes	Yes	Yes	Yes	Yes	Yes	Yes	Yes
18	Mountain View Adventure Park		Yes				Yes	Yes				Yes	
19	Mueller State Park		Yes		Yes	Yes		Yes	Yes	Yes	Yes		Limited
20	North Slope Recreation Area	Yes	Yes								Yes	Yes	
21	Paint Mines Interpretive Park	Limited	Yes	Limited									Yes
22	Palmer Lake Regional Recreation Area	Yes	Yes				Yes	Yes				Yes	Yes
23	Quail Lake		Yes				Yes	Yes			Yes	Yes	Yes
24	Rainbow Falls Historic Site	Yes	Yes	Yes						Yes		Yes	Limited
25	Rampart Reservoir		Yes		Yes	Yes					Yes	Yes	
26	Red Rocks Campground and Picnic Area		Yes			Yes							
27	Royal Gorge Park Trails											Yes	
28	Skaguay Reservoir State Wildlife Area									Yes		Yes	Limited
29	Starsmore Visitor and Nature Center	Yes											Yes
30	Ute Valley Park		Yes								Yes	Yes	Yes

To access the LIVE link to this Google Sheet and each place, Go To:

<https://pikespeakoutdoors.org/explore/family-adventure-guide/places-for-the-family-to-explore/>

30 Gems of the Pikes Peak Region

Activities

	Location	Activities											Winter Activities		
		Hiking	Picnicking	Biking	Fishing	Boating	Bird Watching	Playing in the Water	Equestrian Trails	Camping	Bouldering/ Rock Climbing	Geocaching	Snow Shoeing	Cross Country Skiing	Sledding
1	Arkansas Riverwalk Trail	Yes	Yes	Yes											
2	Bear Creek Nature Center	Yes	Yes	Yes			Yes	Yes	Yes			Yes	Yes	Yes	Yes
3	Black Forest Regional Park	Yes	Yes	Yes			Yes	Yes				Yes	Yes	Yes	
4	Brush Hollow Reservoir State Wildlife Area				Yes	Yes-no wake	Yes	Yes							
5	Cheyenne Mountain State Park	Yes	Yes	Yes	Yes		Yes		Yes	Yes			Yes	Yes	
6	El Pomar Youth Bike Park			Yes											
7	Florissant Fossil Beds	Yes	Yes						Yes				Yes	Yes	
8	Fountain Creek Nature Center	Yes	Yes				Yes								
9	Fox Run Regional Park	Yes	Yes	Yes			Yes		Yes			Yes	Yes	Yes	Yes
10	Garden of the Gods Visitor and Nature Center	Yes	Yes	Yes			Yes		Yes		Yes		Yes	Yes	
11	Harlan Wolfe Ranch - community garden and park	Yes	Yes												
12	Hogbacks Open Space Park	Yes		Yes					Yes						
13	Homestead Ranch Park	Yes	Yes	Yes	Yes		Yes		Yes				Yes	Yes	Yes
14	Le View Trail	Yes		Yes			Yes								
15	Manitou Park Lake	Yes	Yes	Yes	Yes	Yes	Yes	Yes		Yes					
16	Memorial Park	Yes	Yes	Yes	Yes	Yes	Yes	Yes							
17	Monument Valley Park	Yes	Yes	Yes	Yes		Yes	Yes							
18	Mountain View Adventure Park	Yes	Yes	Yes											Yes
19	Mueller State Park	Yes	Yes	Yes	Limited		Yes	Yes	Yes	Yes		Yes	Yes	Yes	Yes
20	North Slope Recreation Area	Yes	Yes		Yes	Yes		Yes							
21	Paint Mines Interpretive Park	Yes	Yes				Yes					Yes			
22	Palmer Lake Regional Recreation Area	Yes	Yes	Yes	Yes			Yes	Yes				Yes	Yes	
23	Quail Lake	Yes	Yes	Yes	Yes		Yes	Yes							Yes
24	Rainbow Falls Historic Site	Yes	Yes				Yes	Yes							
25	Rampart Reservoir	Yes	Yes	Yes	Yes	Yes	Yes			Yes			Yes	Yes	
26	Red Rocks Campground and Picnic Area	Yes	Yes	Yes						Yes					
27	Royal Gorge Park Trails	Yes		Yes						Yes					
28	Skagway Reservoir State Wildlife Area		Yes		Yes	Yes-no wake	Yes	Yes		Yes					
29	Starnmore Visitor and Nature Center														
30	Ute Valley Park	Yes		Yes			Yes				Yes		Yes	Yes	

To access the LIVE link to this Google Sheet and each place, Go To:


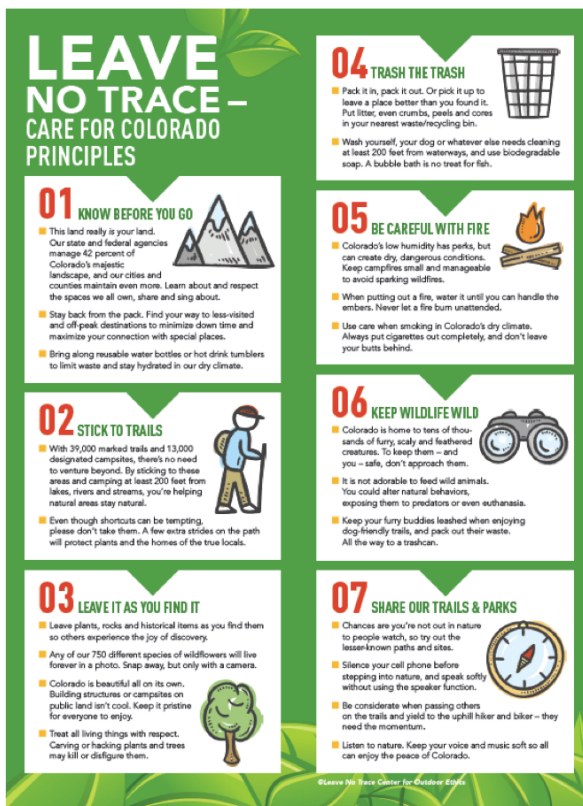
<https://pikespeakoutdoors.org/explore/family-adventure-guide/places-for-the-family-to-explore/>

CARE FOR COLORADO

Colorado has a unique partnership! Our state tourism office has joined together with Leave No Trace in a first of its kind collaboration to promote the use of outdoor ethics among those visiting Colorado. They launched a new brochure in May 2018 to make it easier to understand and put into practice.

These principles make sense for all of us – visitors or residents.

If you would like to download your copy of the brochure to the right, which includes tips for how to prepare for the outdoors in Colorado as well as living like a local, please go to our Outdoor Ethics web page at <https://pikespeakoutdoors.org/outdoor-ethics/>



Before you head out on your adventure, check out this video with the whole family to start a conversation about caring for Colorado while in the outdoors!

Go To:

<https://www.youtube.com/watch?v=JcY73nUhaQs>

FAMILY ACTIVITIES

As a family, you may choose to hike, bike, horseback ride, paddle – any number of fun recreational activities! Please check out www.PikesPeakOutdoors.org for specifics on these activities, as well as local providers of gear, classes, and guided tours.

Here are some ideas for when you're on foot exploring. The activity sheets follow.

1. Alphabet Hike

Although many would say to leave all technology behind when exploring the outdoors, your phone and/or camera can be helpful tools to engage the entire family and a photo hike is one of those ways. Ask the kids to find things in nature that are shaped like letters of the alphabet. A mountain peak may be an "A", a branch or cloud or rock, etc., could form other letters.

Another twist is to have them identify objects in nature that BEGIN with each letter of the alphabet, starting with A, then B, and so on. If they take pictures they can explore independently and come together to share them later. Or they can identify them without photos as you walk along a trail or explore a park together. Download and print the Alphabet Hunt activity sheet for your young explorers to write down what they find for each letter if you don't want to take pictures.



2. Scavenger Hunt

Scavenger hunts can be fun and keep the entire family interested! For the little ones, finding simple items in nature that are easy for them to identify is best. Increase the degree of difficulty or challenge based on the ages of the kids.

A couple of scavenger hunts follow to make it easy: one for younger children and one for older kids. These hunts are VISUAL only; please don't have the kids collect the items – they should leave them where they found them but just mark off that they spotted them.

You can play the hunt as a Bingo game and award prizes to make it more interesting – 5 in a row or a blackout (finding everything).



Alphabet Scavenger Hunt

Find something in nature that begins with each letter!

A _____ N _____

B _____ O _____

C _____ P _____

D _____ Q _____

E _____ R _____

F _____ S _____

G _____ T _____

H _____ U _____

I _____ V _____

J _____ W _____

K _____ X _____





L _____ Y _____

M _____ Z _____

WWW.PIKESPEAKOUTDOORS.ORG

Nature Bingo

See if you can find the items in each box! Color in each box as you do.

 <p>Butterfly</p>	 <p>Green Grass</p>	 <p>Feather</p>
 <p>Clouds</p>	 <p>Water on a Leaf</p>	 <p>Bee</p>
 <p>Small Flowers</p>	 <p>Animal Tracks</p>	 <p>Pine Cone</p>

Nature Scavenger Hunt & Bingo

Shade in each box as you find the item! Try to get 5 in a row!

Butterfly	Green Grass	Bird with Nest Material in its Beak	Pink Flower	Patch of Snow or Ice
Clouds	Tree Sap	Bee	Muddy Trail	See or Hear a Hummingbird
White Flowers	Animal Tracks	FREE	Buds on a Tree	New Plant Shoots
Spider Web	Fly Buzzing	Warm Sun on Your Face	Nest	An Ant
Flower Buds	Water Drops on Leaves	Birds Singing	Lichen on a Rock	Feather



Outdoor Activity List

As you explore the outdoors,
challenge yourself with these activities!

- ☐ Find a twisted tree trunk
- ☐ Watch a hawk soar
- ☐ Determine the time of day by the sun's position
- ☐ Find a frog or cricket following its noises
- ☐ Locate a bird's nest
- ☐ Find a spider in its web
- ☐ Find some wild columbine
- ☐ Find some wild Indian Paintbrush
- ☐ Catch a fish
- ☐ Skip a rock on water
- ☐ Build a shelter
- ☐ Build a shelter
- ☐ Spot wildlife such as deer or a rabbit
- ☐ Help someone younger with their outdoor activity
- ☐ Find a natural spring
- ☐ Spot wildlife such as deer
- ☐ Find a twisted tree trunk
- ☐ Smell a pine tree
- ☐ Way find using a map
- ☐ Build a campfire in an approved grate/ring

WWW.PIKESPEAKOUTDOORS.ORG



Challenge Scavenger Hunt

Shade in each box as you find the item! Try to get 5 in a row!

2 Trees Twisted Together	A Tick or Beetle	A Bird's Nest	Columbine Flowers	Deer Tracks
A Stump with 30+ Rings	Tree Sap	Fish or Tadpoles	Berries	Animals that are Feeding
Skip a Rock on Water	Indian Paintbrush Flowers	FREE	Seed Pods on a Plant	Catch a Butterfly
A Fancy Spider Web	Yucca or Cactus	Warm Sun on Your Face	Rocks Showing Layers	Coyote Scat
Flower Buds	Water Drops on Leaves	A Bird of Prey	Lichen on a Rock	Trail Marker

WWW.PIKESPEAKOUTDOORS.ORG

FAMILY ACTIVITIES

3. Make a Nature Boat



Find items in nature and see if they float by putting them in a creek. Then

develop your floating device, putting sticks together, etc., to see if it can move. Grass or reeds will help in the development of the boat.

Another option if for kids to each find small objects they think will float and “racing” them. Have them locate the items and release them at the same time and see which ones float and race faster downstream! (As always, be safe around the water’s edge and watch the kids closely.)

4. Sensory Activity

Teaching the family to use their senses when exploring the outdoors is a great way for everyone to slow down and notice their outdoor environment. This activity can be done as a group as you walk along a trail, or once you’ve arrived at your destination.

Older kids can be challenged to sit in an area and observe, using their senses, starting with a large perimeter – such as everything they can see – and moving closer to them such as within 50 feet, 10 feet, and then 2 feet around them. It helps them notice all of the life and cool aspects of nature that can be so minute they can easily be missed. For these older kids, you might suggest they journal what they see, hear, and smell.



5. Nature’s Symphony

Part of the beauty of nature is the soothing sounds that can only be found when we leave the noises of the city. It may take some intentionality on your part for the family to actually hear what’s going on around them. So at certain points of your hike or once you’ve arrived at your destination, have everyone be quiet for one full minute and listen. Then have them share what they heard! They might hear the wind through the trees, the rustling of small mammals like squirrels, birds calling out, water in a stream, etc.



Sensory Adventure

Use your senses to enjoy the outdoors!
Record what you see, hear, smell, and touch.



See

Hear



Smell

Touch



WWW.PIKESPEAKOUTDOORS.ORG

FAMILY ACTIVITIES

6. Predator/ Prey Game




Directions:

- Take the group to a “thicket” – an area with lots of trees, tall grasses, bushes.
- Designate one child as the “predator.” The predator should face away from the thicket with closed eyes and slowly count to 20 while the other children/family members, or “prey” hide. Those who are hiding must be able to see some part of the predator at all times.
- After counting, the predator opens their eyes or removes the blindfold and looks for prey. The predator can turn around, squat, or stand on his or her tiptoes, but cannot walk or change location. The predator should see how many children or family members he or she can find, identify them out loud, and describe where they are. When identified, the prey moves to the predator’s location and wait until the next round to become predators.

7. Color Matching

Using paint samples from local hardware stores, see how many colors you can find in nature. Provide a sample sheet for each family member or have a couple of them share one, and have them look around to see if leaves, water, dirt, rocks, etc. match the colors on their sample.



FAMILY ACTIVITIES

8. Go on a Rock Hunt

The Pikes Peak region is part of the Rocky Mountains and they are appropriately named! We have all types of rocks – big, little, shiny, dull, flat, round, etc. And some grander displays of rock formations can be found at Garden of the Gods and Red Rock Canyon Open Space.

For families exploring the region, looking at variety of rocks can be a fun activity in and of itself! Just remember to teach Leave No Trace principles and not collect the rocks but identify them on a Rock Hunt activity sheet or with pictures instead.



9. Animal Track Matching Game



Help your family learn about the various types of animals found in the Pikes Peak region through matching their tracks to their names. Then see if you can find these tracks at the places you explore! Check out the Encountering Wildlife page on www.PikesPeakOutdoors.org to learn more about animals you may encounter when exploring the Pikes Peak region.

10. Animal Scat Identification Game

Animals leave telltale signs that they've been somewhere. Some mark trees, build nests, leave tracks, but they also... leave what we call "scat" (another name for animal poo.) Scat can be found along trails, in picnic areas, just about anywhere you go on an outdoor adventure! Kids will have fun identifying what animals have been in the area by checking out their scat and thinking what candy it looks like! Just remind them to never handle the animal scat – just look at it.

Mouse - Candy Sprinkle

Snowshoe Hare - M&Ms

Marmot - Tootsie Roll

Deer - Raisinets

Elk - Milk Duds



Rock Hunt

Find the rock types indicated and color in or check off the box. See how many you can find! Remember to leave them where you find them.

Flat
Rock

Red
Rock

Cool
Shaped
Rock

Shiny
Rock

Rock
with
Lines

Volcanic
Rock

Egg
Shaped
Rock

Rock
Bigger
than Me

White
Rock

Animal Track Matching

Match the Pikes Peak region animal to its tracks by drawing a line between the matched items.

Check your answers in the key below.



A. Wild Turkey



B. Mule Deer



C. Mountain Lion



D. Raccoon



E. Coyote



F. Elk



G. Black Bear



H. Bobcat



I. Fox Squirrel



J. Cottontail Rabbit



Solution: 1G, 2C, 3A, 4D, 5B, 6E, 7F, 8J, 9H, 10I

ADVENTURE CLUB

The Pikes Peak Outdoors Adventure Club is a club for kids of all ages who want to explore the great outdoors in the Pikes Peak region! Your adventures can be big or small, many or few. It's free, it's fun, and it gets you outside where fun and discovery await you!

To participate in the Club, go online to...

- Take the Pikes Peak Outdoors Adventure Club Pledge (see next page)
- Complete and submit the Club Membership Application
- Receive your Certificate and Proof of Club Membership in the mail
- Plan where to go on your adventure!
- Go exploring!



Go To: <https://pikespeakoutdoors.org/explore/family-adventure-guide/adventure-club/>



Instagram:

<https://www.instagram.com/pikespeakoutdoors/>

Facebook:

<https://www.facebook.com/pikespeakoutdoors/>

As a Bonus, enter the Pikes Peak Outdoors Adventure Club Social Media Contest:

1. Take pictures of you (selfies) and your proof of membership – sticker, button, string bag, or Palmer the Pika – on your adventure
2. Submit your photo(s) on PikesPeakOutdoors social media with the hashtag [#pikespeakoutdoors](#) to enter our Pikes Peak Outdoors Adventure Club contest!
3. You'll be entered in a drawing to win fun outdoor prizes from our local Partners!
4. Your picture may be displayed at one or more Visitor Centers in the Pikes Peak region!



ADVENTURE CLUB

Adventure Club Pledge



I pledge to:

- C** Curiosity Apply my curiosity to learn about the natural world,
- A** Adventure Engage my spirit of adventure to explore outdoor places and activities in the Pikes Peak region,
- R** Respect Respect nature and others by following Leave No Trace principles, and
- E** Example Encourage others to follow my example.

Find the Leave No Trace Principles, the Membership Application, and the items you can choose as your proof of club membership at

<https://pikespeakoutdoors.org/explore/family-adventure-guide/adventure-club/>



Why is this adorable creature, Palmer the pika, the club mascot? Read and find out on the website!





My Adventure Journal

A spiral-bound notebook page with horizontal lines. The page is white with a teal border. The spiral binding is on the right side. The page is currently blank, with no writing or drawings.

WWW.PIKESPEAKOUTDOORS.ORG



My Adventure Journal

A spiral-bound notebook with a teal cover and a silver spiral binding. The notebook is open to a blank page with horizontal ruling. The page is white with a red vertical margin line on the left side. The notebook is set against a dark background with a teal and purple geometric design.

WWW.PIKESPEAKOUTDOORS.ORG

THANK YOU!



In addition to the Family Adventure Guide, you'll find detailed information on outdoor activities in the Pikes Peak region, many more places to explore, maps, local businesses who provide gear, rentals, classes, and tours! You'll also find many resources such as local outdoor events, meet-ups and clubs, volunteer organizations, and so much more!

We hope this Family Adventure Guide to the Pikes Peak Region has inspired you to explore and helped equip you for your next family adventure.

This small print guide cannot contain all the helpful tools, and we're constantly creating more! So please head to the www.PikesPeakOutdoors.org website, click on "Explore" and there you'll find the Family Adventure Guide.

On the digital guide there is MUCH MORE FUN, including the following:

- Checklists for Parents, Explorers, and even your Dog!
- Easy Button Itineraries!
- Word Searches and other downloadable activities
- Information on Encountering Wildlife
- A citizen science project underway to research the pika
- Swag for the Adventure Club

Special thanks to all of the following for making this guide possible! Funding was provided to The Pikes Peak Outdoor Recreation Alliance (PPORA) through a grant from the Colorado Tourism Office and the City of Colorado Springs.



Committee members include:

